

62m

2x3W  
LED

IP43

# ABOX 600

The product is not in line with DIN 4844-1.

Modern IP43 exit sign luminaire made of anodized aluminum profile.

Available for wall and ceiling mounting including universal pictogram set.

In addition, the luminaire is equipped with light emission windows facing downwards.

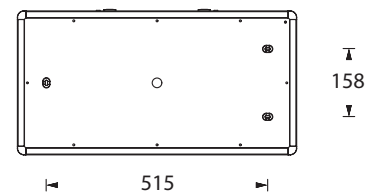
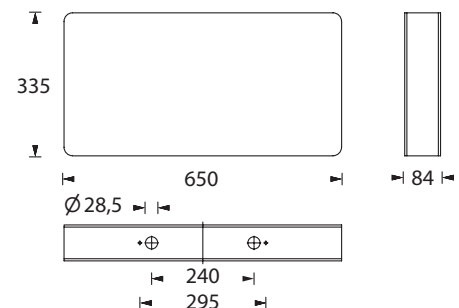
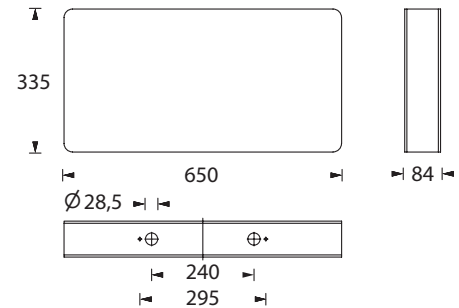
The luminaire is equipped with a 2 x 3 Watt LED-bar.

## Technical specifications

Visibility distance	62m
Connecting terminals	3 x 2,5 mm <sup>2</sup> for double assignment
Casing/colour	Aluminum, anodized
Type of assembly	Ceiling mounting or wall mounting
Dimensions (W x H x D)	650 x 335 x 84 mm
Protection class	IP43
Safety class	I



	■ Luminaires for central battery systems	■ Self contained luminaires
Illuminant	2x3W LED-bar	2x3W LED-bar
Light current mains operation	580lm	580lm
Luminous flux		
Emergency (DC) / mains	-	30% / 100%
Power consumption	10,3VA	15,5VA
Battery current input	27mA	-
Rated operating time		
Battery operation	-	1h/3h/8h
Voltage supply	230V 50/60Hz / 220V DC +25/-20%	230V 50/60Hz
NiMh-Akku 1h	-	4,8V 2,0Ah
NiMh-Akku 3h	-	4,8V 2,0Ah
NiMh-Akku 8h	-	4,8V 4,2Ah
Temperature range	-10°C to +40°C	-
non-maintained mode	-	-0°C to +35°C
maintained mode	-	-5°C to +30°C
optional:		
Multi-switch and monitoring module	ELC, MSÜ3 SET009, SET010 DALI	-
Self monitoring	-	SELF CHECK
Central monitoring	-	SAFELOG Line SAFELOG Wireless



## Accessories

Cable assembly set	Exit pictogram FR
Chain assembly set	Exit pictogram FL
	Exit pictogram FU

## Pictograms



Exit pictogram FR



Exit pictogram FL



Exit pictogram FU