

3W
LED

IP40



INSTAR ER

Almost flush ceiling luminaire body made of die-cast aluminum, powder-coated in white in round version for recessed mounting in one-gang boxes.

Pre-assembled optic for wide area illumination, optic for escape route illumination enclosed.

A round construction set for ceiling mounting, made of aluminum die-cast, is available as an option.



Technical specifications

Connecting terminals	2 x 2,5 mm ² for double assignment
Casing/colour	Aluminum die-cast / white
Type of assembly	Recessed ceiling mounting
Dimensions Ø x H	90 x 47 mm
Protection class	IP40
Safety class	II

■ Luminaires for central battery systems

Illuminant	3W LED
Light current	240lm
Power consumption	6VA
Battery current input	15mA
Voltage supply	230V 50/60Hz / 220V DC +25/-20%
Temperature range	-10°C to +40°C
optional:	
Multi-switch and monitoring module	ELC, MSÜ3 SET010

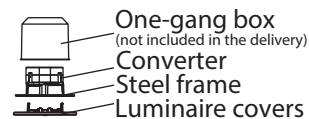
Accessories¹⁾

Construction set, round

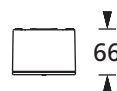
Ø 90



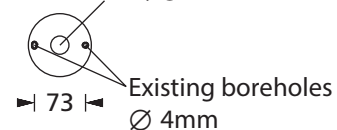
Ø 60



Construction set



Cable entry guide

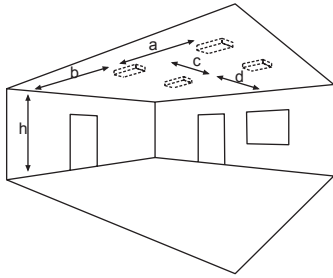


Inspected device boxes from the Kaiser company¹⁾

One-gang boxes for cavity wall installation	Kaiser Art. No.: 9264-22 or another make with min. 61 mm depth and the same clear inside diameter, ceiling cutout Ø 68 mm
One-gang boxes for flush-mounting installation	Kaiser Art. No.: 1555-04 or another make with min. 66 mm depth and the same clear inside diameter, ceiling cutout Ø 60 mm
One-gang boxes for on-side mixed concrete	Kaiser Art. No.: 1260-01 or another make with min. 79 mm depth and the same clear inside diameter, ceiling cutout Ø 60 mm
Ceiling boxes for ceiling formwork	Kaiser Art. No.: 1227-50 or another make with min. 115 mm depth and the same clear inside diameter, ceiling cutout Ø 60 mm
Fire-protection boxes	Kaiser Art. No.: 9464-50 or another make with min. 55 mm depth and the same clear inside diameter, ceiling cutout Ø 74 mm

¹⁾ not included in the delivery

Lighting datas and tables of luminaire distances (E = 1,25 lx)



Ceiling mounting

■ Luminaires for central battery systems Wide area optic

Distance table for plane emergency routes / distance data in meters

Illuminant: 3W LED

Luminous flux emergency (DC) / mains: 240lm / 240lm

	h	2,50	3,00	3,50	4,00	4,50	5,00	5,50	6,00	6,50	7,00	7,50	8,00	8,50	9,00	9,50	10,00	10,50	11,00	12,00
a	9,40	10,60	11,50	12,20	12,90	13,30	9,50	8,50	7,40	6,00	-	-	-	-	-	-	-	-	-	-
b	4,10	4,40	4,60	4,80	4,40	2,50	1,50	1,00	0,90	0,80	-	-	-	-	-	-	-	-	-	-
c	9,40	10,60	11,50	12,20	12,90	13,30	9,50	8,50	7,40	6,00	-	-	-	-	-	-	-	-	-	-
d	4,10	4,40	4,60	4,80	4,40	2,50	1,50	1,00	0,90	0,80	-	-	-	-	-	-	-	-	-	-

■ Luminaires for central battery systems Escape route optic

Distance table for plane emergency routes / distance data in meters

Illuminant: 3W LED

Luminous flux emergency (DC) / mains: 240lm / 240lm

	h	2,50	3,00	3,50	4,00	4,50	5,00	5,50	6,00	6,50	7,00	7,50	8,00	8,50	9,00	9,50	10,00	10,50	11,00	12,00
a	17,70	19,80	21,60	23,60	25,50	27,00	28,20	17,70	14,80	14,80	13,10	6,00	-	-	-	-	-	-	-	-
b	7,70	8,70	9,60	10,10	10,40	10,30	9,10	6,20	6,20	6,00	6,00	6,00	-	-	-	-	-	-	-	-
c	-	-	-	-	-	-	-	-	-	-	-	-	-	-	-	-	-	-	-	-
d	-	-	-	-	-	-	-	-	-	-	-	-	-	-	-	-	-	-	-	-