

3W
LED

IP20



L-STAR E

Almost ceiling-flush luminaire body made of die-cast aluminum, powder-coated in white in round or square design for recessed ceiling mounting.

To reduce maintenance costs, the battery in the self-contained version can be replaced without tools via a click system.

Optionally available with optics for wide area or escape route illumination.

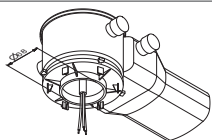
The luminaire can be installed together with a HALOX concrete recessed housing. ¹⁾

Technical specifications

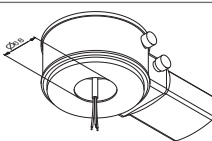
Connecting terminals	2 x 2.5 mm ² for double assignment
Casing/colour	Aluminum / polycarbonate / white
Type of assembly	Recessed ceiling mounting
Dimensions	
Luminaire ER (Ø x H)	79 x 29 mm
Luminaire EQ (W x H x D)	79 x 29 x 79 mm
Container (W x H x D)	197 x 73 x 30 mm
Protection class	IP20
Safety class	II

	■ Luminaires for central battery systems	■ Self contained luminaires
Illuminant	3W LED	3W LED
Light current	240lm	50lm (net)
Rated operating time 1h/3h	-	240lm (emergency)
Rated operating time 8h	-	110lm (emergency)
Luminous flux		
Emergency (DC)/mains 1h/3h	-	100% / 20%
Emergency (DC)/mains 8h	-	50% / 20%
Power consumption	6VA	5VA
Battery current input	15mA	-
Voltage supply	230V 50/60Hz / 220V DC +25/-20%	230V 50/60Hz
NiMh-Akku 1h/3h/8h	-	4,8V 2,0Ah
Temperature range	-10°C to +40°C	-
non-maintained mode	-	-0°C to +35°C
maintained mode	-	-5°C to +30°C
optional:		
Multi-switch and monitoring module	ELC, MSÜ3, SET009, SET010	-
Self monitoring	-	SELF CHECK
Central monitoring	-	SAFELOG Line SAFELOG Wireless

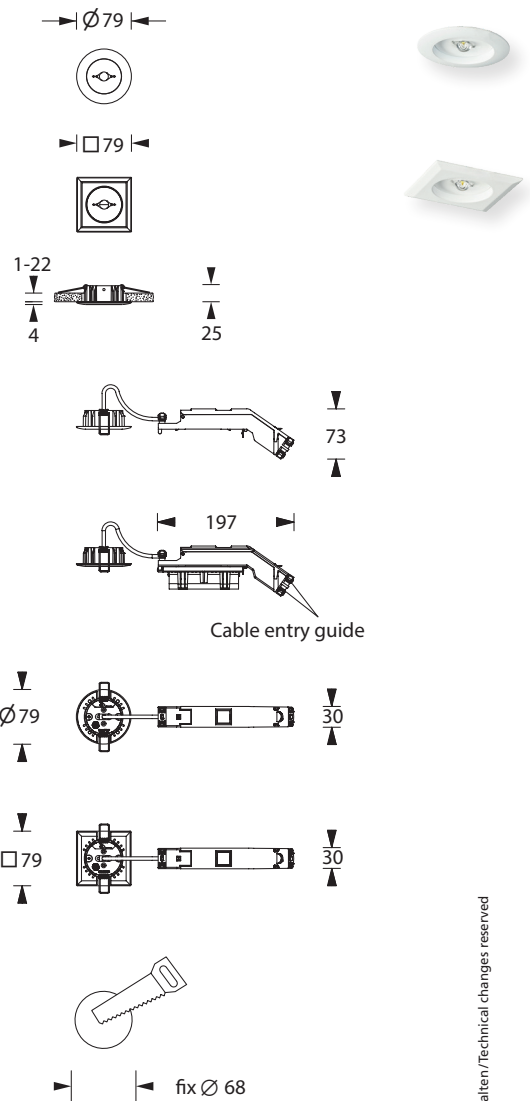
¹⁾ Approved concrete installation housings from Comp. Kaiser (not included in the delivery): Recessed housings for on-side mixed concrete



HALOX 100 Kaiser Art. No. 1281-00
with tunnel 190 Kaiser Art. No. 1281-30
with e.g. cover Kaiser Art. No. 1281-01



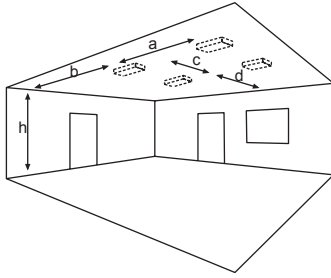
HALOX 180 Kaiser Art. No. 1282-00
with tunnel 190 Kaiser Art. No. 1282-30
with e.g. cover Kaiser Art. No. 1282-01



Attention: Minimum installation depth 80mm

Technische Änderungen vorbehalten/Technical changes reserved

Lighting datas and tables of luminaire distances (E = 1,25 lx)



Ceiling mounting

Luminaires for central battery systems Wide area optic

Distance table for plane emergency routes / distance data in meters

Illuminant: 3W LED
Luminous flux emergency (DC)/net: 240lm/240lm

h	2,50	3,00	3,50	4,00	4,50	5,00	5,50	6,00	6,50	7,00	7,50	8,00	8,50	9,00	9,50	10,00	10,50	11,00	11,50
a	9,40	10,60	11,50	12,20	12,90	13,30	9,50	8,50	7,40	6,00	-	-	-	-	-	-	-	-	-
b	4,10	4,40	4,60	4,80	4,40	2,50	1,50	1,00	0,90	0,80	-	-	-	-	-	-	-	-	-
c	9,40	10,60	11,50	12,20	12,90	13,30	9,50	8,50	7,40	6,00	-	-	-	-	-	-	-	-	-
d	4,10	4,40	4,60	4,80	4,40	2,50	1,50	1,00	0,90	0,80	-	-	-	-	-	-	-	-	-

Self contained luminaires Wide area optic

Distance table for plane emergency routes / distance data in meters

Illuminant: 3W LED
Luminous flux emergency/net: 240lm/50lm – Rated operating time : 1h/3h

h	2,50	3,00	3,50	4,00	4,50	5,00	5,50	6,00	6,50	7,00	7,50	8,00	8,50	9,00	9,50	10,00	10,50	11,00	11,50
a	9,40	10,60	11,50	12,20	12,90	13,30	9,50	8,50	7,40	6,00	-	-	-	-	-	-	-	-	-
b	4,10	4,40	4,60	4,80	4,40	2,50	1,50	1,00	0,90	0,80	-	-	-	-	-	-	-	-	-
c	9,40	10,60	11,50	12,20	12,90	13,30	9,50	8,50	7,40	6,00	-	-	-	-	-	-	-	-	-
d	4,10	4,40	4,60	4,80	4,40	2,50	1,50	1,00	0,90	0,80	-	-	-	-	-	-	-	-	-

Illuminant: 3W LED
Luminous flux emergency/net: 110lm/50lm – Rated operating time : 8h

h	2,50	3,00	3,50	4,00	4,50	5,00	5,50	6,00	6,50	7,00	7,50	8,00	8,50	9,00	9,50	10,00	10,50	11,00	11,50
a	7,90	8,70	8,90	5,40	-	-	-	-	-	-	-	-	-	-	-	-	-	-	-
b	3,20	3,10	1,30	1,00	-	-	-	-	-	-	-	-	-	-	-	-	-	-	-
c	7,90	8,70	8,90	5,40	-	-	-	-	-	-	-	-	-	-	-	-	-	-	-
d	3,20	3,10	1,30	1,00	-	-	-	-	-	-	-	-	-	-	-	-	-	-	-

Luminaires for central battery systems Escape route optic

Distance table for plane emergency routes / distance data in meters

Illuminant: 3W LED
Luminous flux emergency (DC)/net: 240lm/240lm

h	2,50	3,00	3,50	4,00	4,50	5,00	5,50	6,00	6,50	7,00	7,50	8,00	8,50	9,00	9,50	10,00	10,50	11,00	11,50
a	17,70	19,80	21,60	23,60	25,50	27,00	28,20	17,70	14,80	14,80	13,10	6,00	-	-	-	-	-	-	-
b	7,70	8,70	9,60	10,10	10,40	10,30	9,10	6,20	6,20	6,00	6,00	6,00	-	-	-	-	-	-	-
c	-	-	-	-	-	-	-	-	-	-	-	-	-	-	-	-	-	-	-
d	-	-	-	-	-	-	-	-	-	-	-	-	-	-	-	-	-	-	-

Self contained luminaires Escape route optic

Distance table for plane emergency routes / distance data in meters

Illuminant: 3W LED
Luminous flux emergency/net: 240lm/50lm – Rated operating time : 1h/3h

h	2,50	3,00	3,50	4,00	4,50	5,00	5,50	6,00	6,50	7,00	7,50	8,00	8,50	9,00	9,50	10,00	10,50	11,00	11,50
a	17,70	19,80	21,60	23,60	25,50	27,00	28,20	17,70	14,80	14,80	13,10	6,00	-	-	-	-	-	-	-
b	7,70	8,70	9,60	10,10	10,40	10,30	9,10	6,20	6,20	6,00	6,00	6,00	-	-	-	-	-	-	-
c	-	-	-	-	-	-	-	-	-	-	-	-	-	-	-	-	-	-	-
d	-	-	-	-	-	-	-	-	-	-	-	-	-	-	-	-	-	-	-

Illuminant: 3W LED
Luminous flux emergency/net: 110lm/50lm – Rated operating time : 8h

h	2,50	3,00	3,50	4,00	4,50	5,00	5,50	6,00	6,50	7,00	7,50	8,00	8,50	9,00	9,50	10,00	10,50	11,00	11,50
a	15,10	17,10	18,60	12,50	-	-	-	-	-	-	-	-	-	-	-	-	-	-	-
b	6,60	7,00	6,90	4,30	-	-	-	-	-	-	-	-	-	-	-	-	-	-	-
c	-	-	-	-	-	-	-	-	-	-	-	-	-	-	-	-	-	-	-
d	-	-	-	-	-	-	-	-	-	-	-	-	-	-	-	-	-	-	-