

3W  
LED

IP40



# WALL-STAR

Almost wall flush luminaire body made of aluminum die-cast, powder-coated in white in a square design for installation in one-gang boxes.

Optionally available with optics for wide area illumination or escape route illumination.

A square construction set for wall mounting, made of aluminum die-cast, is available as an option.

## Technical specifications

Connecting terminals	2 x 2,5 mm <sup>2</sup> for double assignment
Casing/colour	Aluminum die-cast / white
Type of assembly	Recessed wall mounting
Dimensions W x H x D	90 x 66 x 90 mm
Protection class	IP40
Safety class	II



## ■ Luminaires for central battery systems

Illuminant	3W LED
Light current	240lm
Power consumption	6VA
Battery current input	15mA
Voltage supply	230V 50/60Hz / 220V DC +25/-20%
Temperature range	-10°C to +40°C
optional:	
Multi-switch and monitoring module	ELC, MSÜ3 SET010

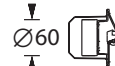
□ 90



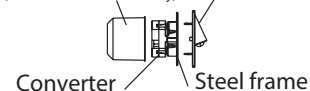
24



42



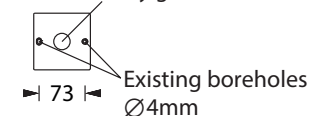
One-gang box (not included in the delivery) Luminaire covers



85 Construction set



Cable entry guide



## Accessories<sup>1)</sup>

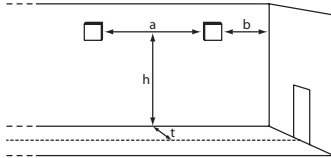
Construction set, square

## Allowed boxes from Comp. Kaiser<sup>1)</sup>

One-gang boxes for cavity wall installation	Kaiser Art. No.: 9264-21 or another make with min. 61 mm depth and the same clear inside diameter, wall cutout Ø 68 mm
One-gang boxes for flush-mounting installation	Kaiser Art. No.: 1555-04 or another make with min. 66 mm depth and the same clear inside diameter, wall cutout Ø 60 mm
One-gang boxes for on-side mixed concrete	Kaiser Art. No.: 1260-40 or another make with min. 79 mm depth and the same clear inside diameter, wall cutout Ø 60 mm
Fire-protection boxes	Kaiser Art. No.: 9464-02 or another make with min. 62 mm depth and the same clear inside diameter, wall cutout Ø 68 mm

<sup>1)</sup> not included in the delivery

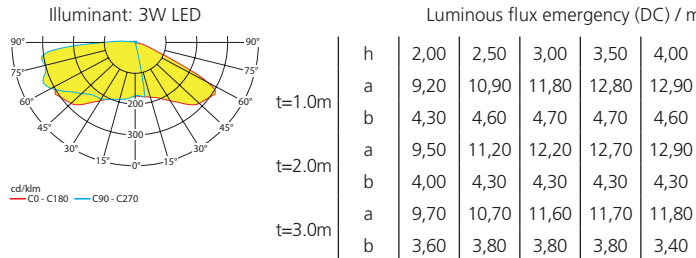
## Lighting datas and tables of luminaire distances (E = 1,25 lx)



Wall mounting

### ■ Luminaires for central battery systems Wide area optic

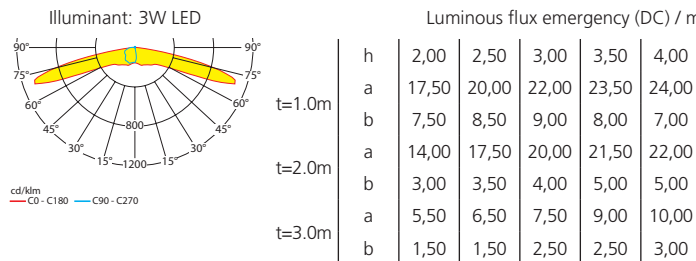
Distance table for plane emergency routes / distance data in meters



t = distance to escape middle

### ■ Luminaires for central battery systems Escape route optic

Distance table for plane emergency routes / distance data in meters



t = distance to escape middle