

23m

2W
LED

IP40

LBOX 200

Housing made from steel sheeting, powder coated in white.

Available as wall and ceiling mounting with light openings on the underside and pictogram pane (to be ordered separately).

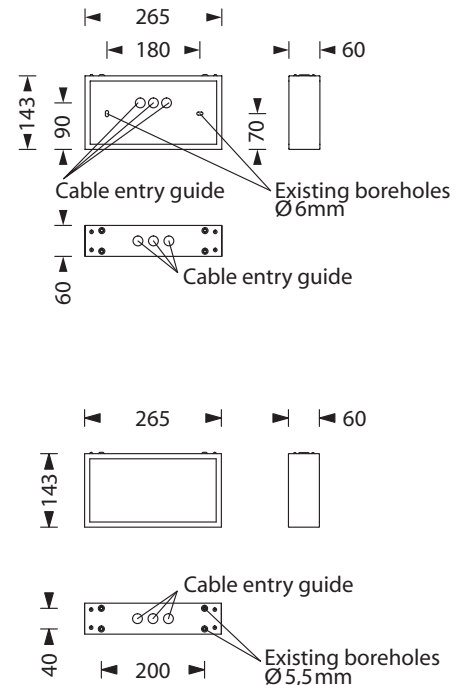
The luminaire is delivered with a 2 watt LED-bar.

Technical specifications





| | |
|----------------------|---|
| Visibility distance | 23 m |
| Connecting terminals | 3 x 2,5 mm ² for double assignment |
| Casing/colour | Sheet steel / white other colours available on request |
| Type of assembly | Wall mounting or ceiling mounting |
| Dimensions (WxHxD) | 265 x 143 x 60 mm |
| Protection class | IP40 |
| Safety class | I |



| | ■ Luminaires for central battery systems | ■ Self contained luminaires |
|------------------------------------|--|-----------------------------|
| Illuminant | 2W LED-bar | 2W LED-bar |
| Light current mains operation | 260lm | 260lm |
| Luminous flux | | |
| Emergency (DC)/mains | - | 15% -50% / 100% |
| Power consumption | 5,5VA | 5,5VA |
| Battery current input | 14mA | - |
| Rated operating time | | |
| Battery operation | - | 1h/3h/8h |
| Voltage supply | 230V 50/60Hz / 220V DC +25/-20% | 230V 50/60Hz |
| NiMh-Akku | - | 4,8V 0,8Ah |
| Temperature range | -10°C to +40°C | - |
| non-maintained mode | - | -0°C to +35°C |
| maintained mode | - | -5°C to +30°C |
| optional: | | |
| Multi-switch and monitoring module | MSÜ3 SET009 SET010 DALI | - |
| Self monitoring | - | SELF CHECK |
| Central monitoring | - | SAFELOG |



Accessories

| | |
|---|--|
| Cable assembly set only for ceiling mounting |  Exit pictogram FR |
| Chain assembly set only for ceiling mounting |  Exit pictogram FL |
| Wall bracket, white |  Exit pictogram FU |
| Central pendulum |  Blind pane for single-sided pictogram mounting |
| Wire guard for wall mounting | |

* Other pictograms available on request.