23m | IP43 | 1W LED | 3W LED | Colour

SMARTLUX 200 TWIN WM

MADE in GERMANY

Multi-purpose luminaire EN IEC 60598-1/2-22, EN 1838, DIN 4844-1.
Combined escape sign and emergency luminaire made of white polycarbonate with clear cap and simple, screwless mounting by click system. Luminaire for single-sided pictogram equipment for wall mounting and simultaneous illumination of areas or escape routes. The optics for surface illumination are already pre-mounted, those for escape routes are enclosed. The luminaire price includes one plug-in pictogram foil set - arrow left/right/down/up/blind (Visibility distance 23 m) per luminaire. The luminaire is equipped with a 1 Watt LED-bar and additionally with a 3 Watt Power LED. Despite the combination of two types of luminaires, this luminaire is only a single luminaire. Therefore, it is also counted as only one luminaire in the circuit.



Technical specifications

Luminaire type	Luminaires for central battery systems	Self contained luminaires
Illuminant	1 W LED-bar	1 W LED-bar
Illuminant safety modul	3W LED	3W LED
Visibility distance	23 m	
Luminance	DIN 4844-1 > 500 cd/m²	
Connecting terminals	2 x 2.5 mm² for double assignment	
Colour	white	
Material	Polycarbonate (light cover clear)	
Light color	6500K	
Mounting type	Wall mounting	
Dimensions (W x H x D)	WM 243 x 141 x 54 mm	
Protection class	IP43	
Safety class	II	
IK Safety class	IK03	
Light current (mains)	130 lm	130 lm
Luminous flux Emergency (DC) / mains		
Battery duration 1h	–	50% / 100%
Battery duration 3h	–	50% / 100%
Light (Net) current safety module	190 lm	–
Light current (Emergency) safety module		
Battery duration 1h	–	190 lm
Battery duration 3h	–	190 lm
Luminous flux Emergency (DC) / mains safety module		
Battery duration 1h	–	100% / 0%
Battery duration 3h	–	100% / 0%
Power consumption	10.5 VA	9.5 VA
Battery current input	26 mA	–
Battery duration Battery operation	–	1h / 3h
Voltage supply	230V 50/60Hz; 220V DC +25/-20%	230V 50/60Hz
NiMH-battery		
Battery duration 1h	–	4,8V 2,0Ah
Battery duration 3h	–	4,8V 2,0Ah
Temperature range	-10°C to +40°C	–
Non-maintained mode	–	0°C to +35°C
Maintained mode	–	-5°C to +30°C
Circuit options		
Pictogram	maintained mode DS	DS / BS switchable
Safety modul	non-maintained mode BS	

Wall mounting

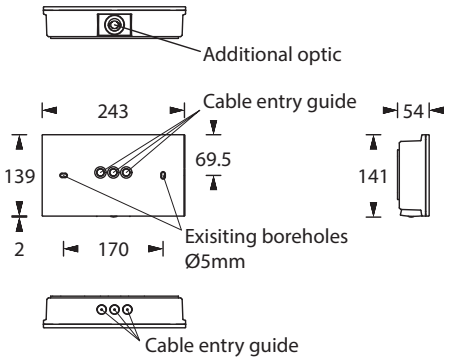

Technical changes reserved / 22.11.2026

optional		
Multi-switch and monitoring module	ELC MSÜ3 SET009 SET010	–
Self monitoring	–	SELF CHECK
Central monitoring	–	SAFELOG Line
Wireless monitoring	–	SAFELOG Wireless

Pictogram-set - included in the delivery



Optional pictograms (-sets)



Accessories

Wire guard
Pictograms

Lighting data and tables of luminaire distances (E = 1,25 lx)

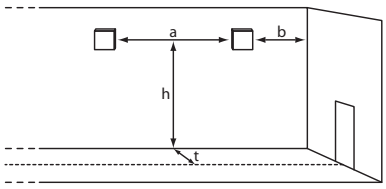

Wall mounting

Luminaires for central battery systems **wide area optics**

Distance table for plane emergency routes / distance data in meters

Illuminant: 3W LED

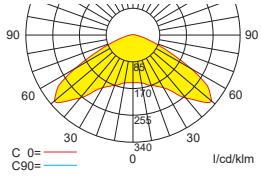

Luminous flux emergency / mains: 190lm

t = 1.00	h	2.00	2.50	3.00	3.50	4.00	4.50	5.00
	a	6.50	8.00	9.00	10.00	10.50	11.00	6.50
	b	3.00	3.50	4.00	4.00	4.00	3.50	2.50
t = 2.00	h	2.00	2.50	3.00	3.50	4.00	4.50	5.00
	a	5.50	7.00	8.50	9.50	10.00	10.50	9.00
	b	2.50	3.00	3.50	3.50	4.00	3.50	1.00
t = 3.00	h	2.00	2.50	3.00	3.50	4.00	4.50	5.00
	a	3.00	5.50	7.00	8.00	9.00	9.50	7.50
	b	1.00	2.00	2.50	3.00	3.00	2.50	1.00

t = distance to escape middle

Self contained luminaires **wide area optics**

Distance table for plane emergency routes / distance data in meters

Illuminant: 3W LED

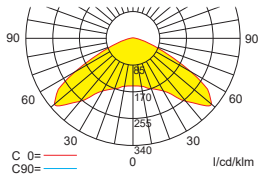

Luminous flux emergency / mains: 190lm – **Battery duration: 1h**

t = 1.00	h	2.00	2.50	3.00	3.50	4.00	4.50	5.00
	a	6.50	8.00	9.00	10.00	10.50	11.00	6.50
	b	3.00	3.50	4.00	4.00	4.00	3.50	2.50
t = 2.00	h	2.00	2.50	3.00	3.50	4.00	4.50	5.00
	a	5.50	7.00	8.50	9.50	10.00	10.50	9.00
	b	2.50	3.00	3.50	3.50	4.00	3.50	1.00
t = 3.00	h	2.00	2.50	3.00	3.50	4.00	4.50	5.00
	a	3.00	5.50	7.00	8.00	9.00	9.50	7.50
	b	1.00	2.00	2.50	3.00	3.00	2.50	1.00

t = distance to escape middle

Self contained luminaires **wide area optics**

Distance table for plane emergency routes / distance data in meters

Illuminant: 3W LED

Luminous flux emergency / mains: 190lm – **Battery duration: 3h**

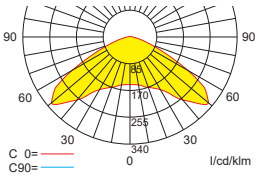

t = 1.00	h	2.00	2.50	3.00	3.50	4.00	4.50	5.00
	a	6.50	8.00	9.00	10.00	10.50	11.00	6.50
	b	3.00	3.50	4.00	4.00	4.00	3.50	2.50
t = 2.00	h	2.00	2.50	3.00	3.50	4.00	4.50	5.00
	a	5.50	7.00	8.50	9.50	10.00	10.50	9.00
	b	2.50	3.00	3.50	3.50	4.00	3.50	1.00
t = 3.00	h	2.00	2.50	3.00	3.50	4.00	4.50	5.00
	a	3.00	5.50	7.00	8.00	9.00	9.50	7.50
	b	1.00	2.00	2.50	3.00	3.00	2.50	1.00

t = distance to escape middle

Luminaires for central battery systems **escape route optics**

Distance table for plane emergency routes / distance data in meters

Illuminant: 3W LED

Luminous flux emergency / mains: 190lm

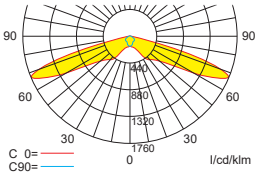

t = 1.00	h	2.00	2.50	3.00	3.50	4.00	4.50	5.00
	a	9.00	11.00	13.00	14.50	15.50	16.50	17.00
	b	3.00	3.00	3.50	3.50	3.50	3.00	2.00
t = 2.00	h	2.00	2.50	3.00	3.50	4.00	4.50	5.00
	a	4.00	5.00	6.00	6.50	6.50	6.00	4.50
	b	1.50	2.00	2.00	2.00	2.00	1.00	0.50

t = distance to escape middle

Self contained luminaires **escape route optics**

Distance table for plane emergency routes / distance data in meters

Illuminant: 3W LED

Luminous flux emergency / mains: 190lm – **Battery duration: 1h**

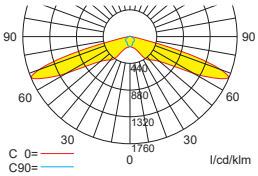

t = 1.00	h	2.00	2.50	3.00	3.50	4.00	4.50	5.00
	a	9.00	11.00	13.00	14.50	15.50	16.50	17.00
	b	3.00	3.00	3.50	3.50	3.50	3.00	2.00
t = 2.00	h	2.00	2.50	3.00	3.50	4.00	4.50	5.00
	a	4.00	5.00	6.00	6.50	6.50	6.00	4.50
	b	1.50	2.00	2.00	2.00	2.00	1.00	0.50

t = distance to escape middle

Self contained luminaires **escape route optics**

Distance table for plane emergency routes / distance data in meters

Illuminant: 3W LED

Luminous flux emergency / mains: 190lm – **Battery duration: 3h**

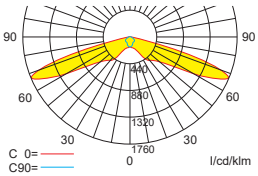

t = 1.00	h	2.00	2.50	3.00	3.50	4.00	4.50	5.00
	a	9.00	11.00	13.00	14.50	15.50	16.50	17.00
	b	3.00	3.00	3.50	3.50	3.50	3.00	2.00
t = 2.00	h	2.00	2.50	3.00	3.50	4.00	4.50	5.00
	a	4.00	5.00	6.00	6.50	6.50	6.00	4.50
	b	1.50	2.00	2.00	2.00	2.00	1.00	0.50

t = distance to escape middle